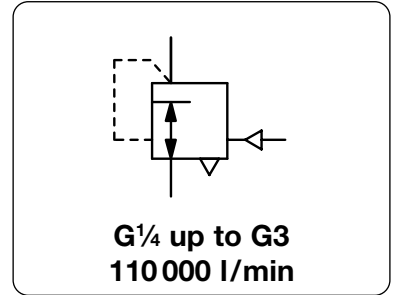


Description	Pilot-operated regulator adapted for control by small remote pilot regulator or by proportional pressure valve. Ideal for continuous high-capacity requirements where reduced pressure must be held constant over wide variations in flow. Booster with diaphragm up to regulator size G1½, with piston from regulator size G2 on. The booster is silicone-free.	
Media	compressed air or non-corrosive gases	
Supply pressure	max. 21 bar	
Pilot pressure	max. 18 bar	
Pilot port	G¼ at regulator size G¼ and G¾, pilot port G¼ from regulator size G½ on	
Air consumption	approx. 1 l/min of pilot signal	
Relieving function	relieving as standard, optionally non-relieving	
Gauge port	G¼ on both sides of the body	
Temperature range	0 °C to 50 °C / 32 °F to 122 °F	up to 80 °C / 176 °F at G3
Material	Body: zinc die-cast, aluminium at G3 Diaphragm: NBR/Buna-N, optionally FKM	Mounting position any Inner valve: brass Bottom screw: reinforced nylon



Dimensions			Nominal size	K _v -value	Flow rate		Connection thread	Order number
A	B	C	DN	(m³/h)	m³/h*1	l/min*1	G	
mm	mm	mm						

Booster			supply pressure max. 21 bar, outlet pressure 0.2 ... 18 bar with constant bleed,	transmission ratio 1:1,	18 bar relieving	R119-J		
70	86	35	5	2.1	102	1700	G¼	R119-02J
70	86	35	10	2.8	150	2500	G¾	R119-03J
83	98	37	15	5.0	340	5600	G½	R119-04J
113	123	49	20	7.6	540	9000	G¾	R119-06J
113	123	49	25	8.4	600	10000	G1	R119-08J
125	132	48	32	9.2	660	11000	G1¼ ³	R119-10J
125	132	48	40	10.0	720	12000	G1½	R119-12J
186	225	79	50	35.4	2520	42000	G2	R119-16J
186	225	79	65	37.1	2640	44000	G2½	R119-20J
214	282	95	80	56.0	6600	110000	G3	R119-24J

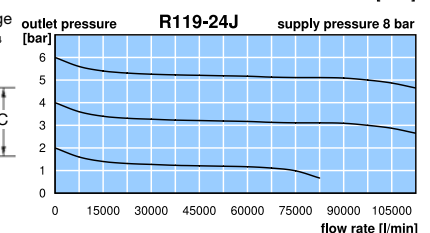
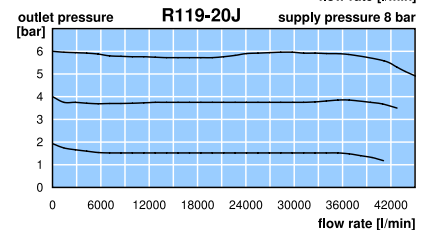
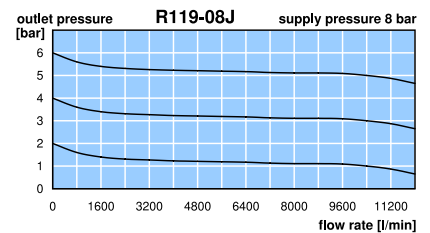
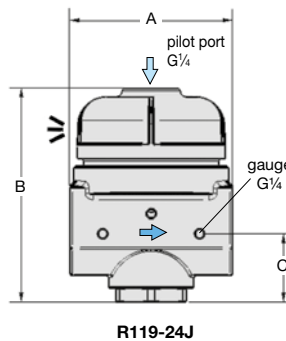
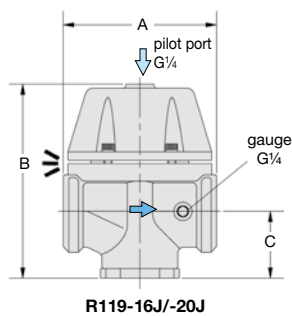
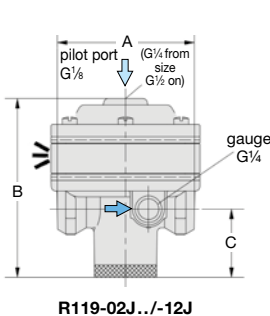
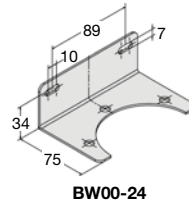
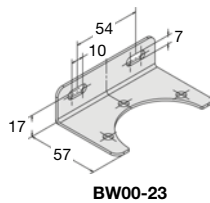
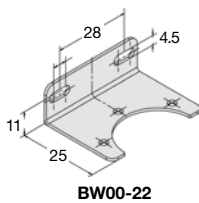
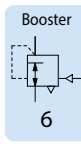


Special options, add the appropriate letter

NPT	connection thread	R119-...JN
non-relieving	without relieving function	R119-...JK
FKM elastomer		R119-...JX64
	for G¼ to G1½	R119-24JX64
	for G3	R119-...JX71
without constant bleed	insided the pilot chamber	R119-...JF
flange connection	see chapter for SST devices / flanges	R119-...JF
external feedback	for faster and increased accuracy	R119-24JX27
pre-pressure regulation	340 mbar, advisable if P ₁ is close to P ₂	R119-24JX06
	for G3	

Accessories, enclosed

pressure gauge	Ø 50 mm, 0...*2 bar, G¼	for G¼ to G½	MA5002-*2
	Ø 63 mm, 0...*2 bar, G¼	for G¾ to G3	MA6302-*2
mounting bracket	made of steel	for G¼ and G¾	BW00-22
		for G½	BW00-23
		for G¾ to G1½	BW00-24



*1 at 8 bar supply pressure, 6 bar outlet pressure and 1 bar pressure drop
*2 02 = 0...2.5 bar, 04 = 0...4 bar, 10 = 0...10 bar, 16 = 0...16 bar, 25 = 0...25 bar